



### **DVV Clarification**

#### **Metric ID :**

5.1.4 Institution provides additional support to needy students in several ways such as

#### **DVV Query:**

- Income expenditure statement highlighting the relevant expenditure towards student concession along with approval / sanction letter
- Report of the placement cell

#### **Response:**

- The document was already uploaded in SSR. It is again being provided Income expenditure statement highlighting the relevant expenditure towards student concession along with approval / sanction letter and Report of the placement cell for DVV clarification.

प्रति

प्राचार्य  
सांझीपनी एकेडेमी, पेण्ड्री  
मस्तुरी, बिलासपुर  
छ. ०३.

विषय - महाविद्यालय से शुल्क कले जावत ,

महोदया,

आपसे निवेदन है कि मैं जीतेन्द्र कुमार  
दास, पिता - राजेश कुमार दास, आपके  
महाविद्यालय में पाठ्यक्रम बी. एड. सत्र 2018-20  
में प्रवेश लिया हूँ। बी. एड. प्रथम वर्ष की पूरी  
फीस जमा कले के परचार बी. एड. द्वितीय वर्ष  
की फीस में कुछ खासि की हट प्रदान कले के लिए  
इच्छुक हूँ, अचारक मेरी खासिक लिपति खबरत हो  
जाये के कारण सत्र 2019-20 बी. एड. द्वितीय वर्ष  
की फीस में कुछ छियावत या हट देने की कृपा करे।  
अलः अतिरिक्त खासिक 10,000 रु. की हट देने की महान  
कृष्ट करे।

दिनांक

06/08/2019

धन्यवाद  
10,000/- रुट की खाती है।

Principal  
Department Of Education  
Sandipani Academy  
Pendry, (Masturi), Bilaspur. (C. 3.)

प्रार्थी  
जीतेन्द्र कुमार दास  
बी. एड. द्वितीय वर्ष

प्रति,

प्राचार्य,

सैंदीपनी स्टेडमो पेन्सि,  
मस्तुरी बिलासपुर (छ.ग.)

विषय :- शुल्क माफी हेतु आवेदन पत्र।

महोदय,

सविनय निवेदन है कि मैं पूजा पाण्डेय पिता श्री जीतेन्द्र पाण्डेय आपके महाविद्यालय में B.Ed प्रथम वर्ष की छात्रा हूँ। मेरी घर में कुछ-बिपत्ति आ जाने के कारण वर्तमान में घर की आर्थिक स्थिति खराब हो गई है। इस वजह से मैं महाविद्यालय की शुल्क जमा करने में असमर्थ हूँ।

अतः आपसे अनुरोध है कि मेरी विद्यालया की समस्या को समझते हुए महाविद्यालय की शुल्क माफ करने का कष्ट करें।

धन्यवाद

दिनांक  
02/02/2021

30,000/- लीमा ली भद्रमति दी  
जाती है।

J.P. Singh

प्राची

पूजा पाण्डेय  
B.Ed 1<sup>st</sup> year

Principal  
Department Of Education  
Sandipani Academy  
Bendry.(Masturi), Bilaspur (C.G.)

# *Sandipani Academy*

Bilaspur (C.G.)  
(Run By Sandipani Academy, Raipur)

## ***Audit Report***

*For the year ended on*  
*31<sup>st</sup> March 2021*

-Auditors-

**SUNIL KESWANI & CO.**

Chartered Accountants

H.N. 31, Ravi Nagar,

Raja Talab, Raipur (CG)

Ph : (0771) 4035683, 4073619

*R. Singh*

**Principal**  
**Department of Education**  
**Sandipani Academy**  
**Bandri (Masturi) Bilaspur (C.G.)**



## INDEPENDENT AUDITOR'S REPORT

To the Members of **SANDIPANI ACADEMY, BILASPUR**  
(Run By Sandipani Academy, Raipur)

### **OPINION**

We have audited the stand alone financial statements of **SANDIPANI ACADEMY, UNIT: BILASPUR (CG)** which comprise the balance sheet as at March 31<sup>st</sup> 2021, Statement of Income and Expenditure and Receipt and Payment for the year then ended and a summary of significant accounting policies.

In our opinion, the accompanying financial statements give a true and fair view of the financial position of the entity as at March 31<sup>st</sup> 2021, and of its financial performance for the year then ended in accordance with the Accounting Standards issued by the Institute of Chartered Accountants of India (ICAI).

### **BASIS FOR OPINION**

We had conducted our audit in accordance with the Standards on Auditing (SAs) issued by ICAI. Our responsibilities under those standards are further described in the Auditor's Responsibilities for the Audit of the Financial Statements section of our report. We are independent of the entity in accordance with the Code of Ethics issued by ICAI and we have fulfilled our other ethical responsibilities in accordance with the Code of Ethics. We believe that the audit evidence we have obtained is sufficient and appropriate to provide a basis for our opinion.

### **RESPONSIBILITIES OF MANAGEMENT FOR THE STAND ALONE FINANCIAL STATEMENTS**

Management is responsible for the preparation of these stand-alone financial statements that give a true and fair view of the financial position, financial performance of the entity in accordance with the accounting principles generally accepted in India. This responsibility includes the design, implementation and maintenance of internal control relevant to the preparation and presentation of the stand-alone financial statements that give a true and fair view and are free from material misstatement, whether due to fraud or error.

In preparing the stand alone financial statements, management is responsible for assessing the entity's ability to continue as a going concern, disclosing, as applicable, matters related to going concern and using the going concern basis of accounting unless management either intends to liquidate the entity or to cease operations, or has no realistic alternative but to do so. Those charged with governance are responsible for overseeing the entity's financial reporting process.

### **AUDITOR'S RESPONSIBILITIES FOR THE AUDIT OF THE STAND ALONE FINANCIAL STATEMENTS**


Our objectives are to obtain reasonable assurance about whether the stand alone financial statements as a whole are free from material misstatement, whether due to fraud or error, and to issue an auditor's report that includes our opinion. Reasonable assurance is a high level of assurance, but is not a guarantee that an audit conducted in accordance with SAs will always detect a material misstatement when it exists. Misstatements can arise from fraud or error and are considered material if, individually or in the aggregate, they could reasonably be expected to influence the economic decisions of users taken on the basis of these stand-alone financial statements.

### **OTHER MATTERS**

The accompanying stand alone financial statement are of the Bilaspur Unit of the society. Consolidated financial statement of the society and stand-alone financial statements of each of the educational institutions run by the society are prepared separately.

Raipur, 13<sup>th</sup> December, 2021

UDIN: 29400980AAAAAK6516



For, Sunil Keswani & Co.  
Chartered Accountants

*M.K. Keswani*  
M.K. Keswani  
Partner

(MNo: 400980, FRN: 008601C)

*R. Singh*  
Principal  
Department of Education  
Sandipani Academy  
Bendri (Masturi) Bilaspur (C.G.)

**SANDIPANI ACADEMY, BILASPUR**  
(RUN BY SANDIPANI ACADEMY, RAIPUR)  
**INCOME & EXPENDITURE ACCOUNT**  
**FOR THE YEAR ENDED ON 31ST MARCH 2021**

Expenditure	Amount (Rs.)					Income					
		Nursing	Education	ITI	UG	Amount (Rs.)	Nursing	Education	ITI	UG	
To Administration Charge	16226 00	6490 40	4867 80	3245 20	1622 60						
To Advertisement & Publicity	65130 00	20452 00	19839 00	13226 00	6613 00	4406640 00		4406640 00			
To Affiliation Expenses	738790 00	285516 00	221637 00	147758 00	73879 00	2222404 00		2222404 00			
To Audit fees	35400 00	14160 00	10620 00	7080 00	3540 00	12524071 57	12524071 57				
To Bank Charges	25155 22	10062 49	7546 87	5031 24	2515 62	3083761 00	3083761 00				
To Building Maintenance	2220433 00	898173 20	666129 90	444086 60	222043 30	1463840 00		1463840 00			
To Honorarium to Research Scholar	10000 00		10000 00			1525880 00	1525880 00				
To Waste Management Exp	8000 00		8000 00								
To B Ed Expenses	140207 00		140207 00								
To CM corana Relief fund	25784 00	10313 80	7735 20	5156 80	2578 40	1603503 00	1603503 00				
To Financial Support to Teachers	20000 00	0 00	20000 00	0 00	0 00	3962055 68	1584822 27	1188616 70	792411 14	396205 57	
To Consultancy Fees	444000 00	180000 00	129000 00	90000 00	45000 00						
To Computer Maintenance	201245 00	80498 00	60373 50	40249 00	20124 50	180400 00	72160 00	54120 00	36080 00	19040 00	
To Conveyance Expenses	235350 00	94140 00	70605 00	47070 00	23535 00	17529 49				17529 49	
To Culture Program Expenses	183431 00	73372 40	55029 30	36686 20	18343 10	2000 00	800 00	600 00	400 00	200 00	
To Educational Expenses	1117459 00	446863 60	335237 70	223491 80	111745 90	191000 00				191000 00	
To Electricity Expenses	421150 00	168460 00	126345 00	84230 00	42115 00	103427 00	41370 80	31029 10	20685 40	10342 70	
To Electricity Repairing Expenses	308410 00	123364 00	92523 00	61662 00	30841 00						
To Employer Contribution	357843 00	143057 20	107292 90	71528 60	35784 30						
To Exam Expenses (ITI)	69478 00			69478 00							
To Exam Expenses (Nursing)	1214811 80	1214811 80									
To Exam Fees (B ED)	80970 00		80970 00								
To Fuels Expenses	263530 00	105412 00	79059 00	52706 00	26353 00						
To Gardening and Plantation Expenses	401892 00	160756 80	120567 60	80378 40	40189 20						
To Hospital Training Expenses	126000 00										
To Hostel Expenses	333287 00										
To Hostel Mess Expenses	552271 00										
To Inspection Expenses	325106 00		97531 80	65021 20	32510 80						
To Insurance Expenses	68312 00	27324 80	20493 90	13662 40	6831 20						
To Interest on Bank Loan	278330 42	111332 17	83499 13	55666 08	27833 04						
To ITI Project Expenses	249971 00			249971 00							
To Laboratory Expenses	228699 00	91467 60	69600 70	45733 80	22869 90						
To Legal Fees	320914 00	128365 60	96274 20	64182 80	32091 40						
To Newspaper & Magazines Expenses	55195 00	22078 00	18558 50	11039 00	5519 50						
To Office Expenses	306810 00	122724 00	92043 00	61362 00	30681 00						
To Repairing and Maintenance Expenses	158832 00	63532 80	47649 60	31766 40	15883 20						
To Salary Of Non Teaching Staff	2263524 00	805409 60	679057 20	452704 80	226352 40						
To Salary Of Teaching Staff	1408813 00		986169 10	281762 60	140881 30						
To Salary to Teaching Staff (ITI)	1110779 00			1110779 00							
To Salary to Teaching Staff (Nursing)	2858518 00	2858518 00									
To salary to visiting faculty	232500 00	93000 00	69750 00	46500 00	23250 00						
To Staff Welfare	492075 00	151876 00	226292 00	75938 00	49207 50						
To Stationary & Printing	244226 00	97690 40	73267 80	48845 20	24422 60						
To Fee Payment to Poor Students	84250 00	31000 00	30060 00	15500 00	84250 00						
To Telephone & Mobile Expenses	163803 00	68221 20	44415 90	34110 60	16380 30						
To Transportation Expenses	217300 00	86920 00	65190 00	43460 00	21730 00						
To Travelling Expenses	200170 00	80068 00	60051 00	40034 00	20017 00						
To Uniform Expenses	24461 50	13978 00	0 00	6989 00	2446 50						
To Vehicle Maintenance	180766 50	84087 20	33613 90	42043 60	18076 65						
To Depreciation	546624 00	2186497 60	1639873 20	1063248 80	546624 40						
To Net Surplus (Being excess of income over expenditure carried to balance sheet)	4732898 30	8029653 79	1099492 41	-3066987 59	-1330270 31						
<b>Total (Rs.)</b>	<b>31286511.74</b>	<b>20436368.64</b>	<b>7903408.80</b>	<b>2313416.54</b>	<b>633317.76</b>	<b>Total (Rs.)</b>	<b>31286511.74</b>	<b>20436368.64</b>	<b>7903408.80</b>	<b>2313416.54</b>	<b>633317.76</b>

CERTIFIED: That the above is a correct & complete statement of income & Expenditure of Sandipani Academy, Bilaspur (CG) as on 31st March 2021.

As per our report of even date attached.  
For SUNIL KESWANI & CO.  
Chartered Accountants

Place: Raipur  
Dated: 13-12-2021

CORRESPONDENT

*R. Singh*  
**Principal**  
**Department of Education**  
**Sandipani Academy**  
**Pendri (Masturi) Bilaspur (C.G.)**



*(Signature)*  
S. K. Keswani  
Partner  
(FRN. 006601C. MRN. 400680)

**SANDIPANI ACADEMY, BILASPUR**


(RUN BY SANDIPANI ACADEMY, RAIPUR)

**RECEIPT & PAYMENT ACCOUNT  
FOR THE YEAR ENDED ON 31ST MARCH 2021**

Receipts	Amount	Amount (Rs.)	Nursing	Education	ITI	UG	Payments	Amount	Amount (Rs.)	Nursing	Education	ITI	UG
<b>OPENING BALANCE</b>							<b>GENERAL FUND</b>						
Cash in Hand	34510.00						Administration Charge	16228.00	5490.40	4967.80	3245.20	1622.80	6613.00
Bank of India	45310.95						Advertisement & Publicity	59130.00	26452.00	19839.00	13225.00	6613.00	73879.00
JDBI Bank	0.00	80820.05	32328.38	24246.29	16164.19	8082.10	Affiliation Expenses	73879.00	265516.00	221637.00	147758.00	73879.00	3540.00
							Audit fees	35400.00	14160.00	10620.00	7060.00	3540.00	2515.62
<b>GENERAL FUND</b>							Bank Charges	25156.22	10662.49	7546.87	5031.24	2515.62	222043.30
B Ed Fees	4406540.00			4406540.00			Building Maintenance	2220433.00	888173.20	866129.90	444066.80	222043.30	0.00
D Ed Fees	2222404.00			2222404.00			Honorarium to Research Scholar	10000.00	0.00	0.00	0.00	0.00	0.00
B Sc. Nursing Fees	12524071.57	12524071.57	12524071.57				Waste Management Exp	8000.00	0.00	8000.00	0.00	0.00	0.00
GNM Fees	3083761.00	3083761.00	3083761.00				B Ed Expenses	140207.00	0.00	140207.00	0.00	0.00	0.00
Hostel Receipt	1463840.00	1463840.00					CM orana Relief fund	25784.00	10313.60	7735.20	5156.80	2578.40	0.00
ITI Fees	1525880.00				1525880.00		Financial Support to Teachers	20000.00	0.00	20000.00	0.00	0.00	0.00
Msc Nursing	1603503.00	1603503.00	1603503.00				Consultancy Fees	444000.00	180000.00	129000.00	90000.00	45000.00	0.00
Post B Sc Nursing	3962055.68	3962055.68	3962055.68				Computer Maintenance	201245.00	80498.00	60373.50	40249.00	20124.50	0.00
Admission Forms	180400.00			54120.00	36080.00	18040.00	Conveyance Expenses	235350.00	94140.00	70905.00	47070.00	23535.00	0.00
Interest Received	17529.49			5258.85	3505.90	1752.95	Cultural Program Expenses	183431.00	73372.40	36686.20	18343.10	0.00	0.00
Skill development program received	2000.00			600.00	400.00	200.00	Educational Expenses	1117459.00	446983.60	335237.70	225491.80	111745.90	0.00
UG Course	191000.00					191000.00	Electricity Expenses	421150.00	168480.00	126345.00	84230.00	42115.00	0.00
Interest On FDR	103427.00		41370.80	31028.10	20695.40	103427.00	Electricity Repairing Expenses	308410.00	123364.00	92523.00	61882.00	30841.00	0.00
							Employer Contribution	357543.00	143057.20	107262.90	71528.60	35754.30	0.00
<b>CURRENT LIABILITIES</b>		467781.00	187112.40	140334.30	93556.20	467781.00	Exam Expenses (ITI)	69478.00	0.00	0.00	69478.00	0.00	0.00
(As Per Schedule "B")							Exam Expenses (Nursing)	1214811.80	1214811.80	0.00	0.00	0.00	0.00
							Exam Fees (B Ed)	80970.00	0.00	80970.00	0.00	0.00	0.00
							Fuels Expenses	263530.00	105412.00	79059.00	52706.00	26353.00	0.00
							Gardening and Plantation Expenses	401862.00	160756.80	120567.60	80378.40	40186.20	0.00
							Hospital Training Expenses	126000.00	126000.00	0.00	0.00	0.00	0.00
							Hostel Expenses	333287.00	333287.00	0.00	0.00	0.00	0.00
							Hostel Mass Expenses	552271.00	552271.00	0.00	0.00	0.00	0.00
							Inspection Expenses	325106.00	130042.40	97531.80	65021.20	32510.60	0.00
							Insurance Expenses	68312.00	27324.80	20493.60	13662.40	6831.20	0.00
							Interest on Bank Loan	278330.42	111332.17	83499.13	55668.08	27833.04	0.00
							ITI Project Expenses	246971.00	0.00	0.00	24697.00	0.00	0.00
							Laboratory Expenses	228689.00	91487.60	68600.70	45733.80	22868.90	0.00
							Legal Fees	320914.00	128365.60	96274.20	64182.80	32091.40	0.00
							Newspaper & Magazines Expenses	55195.00	22078.00	16568.50	11039.00	5519.50	0.00
							Office Expenses	306810.00	122724.00	92043.00	61362.00	30681.00	0.00
							Repairing and Maintenance Expenses	158832.00	63532.80	47649.60	31766.40	15883.20	0.00
							Salary Of Non Teaching Staff	2283524.00	905409.60	679057.20	452704.80	228352.40	0.00
							Salary Of Teaching Staff	1406813.00	0.00	966169.10	281782.50	140681.30	0.00
							Salary to Teaching Staff (ITI)	1110779.00	0.00	0.00	1110779.00	0.00	0.00
							Salary to Teaching Staff (Nursing)	2858518.00	2658518.00	0.00	0.00	0.00	0.00
							salary to visiting faculty	232500.00	93000.00	69750.00	46500.00	23250.00	0.00
							Staff Welfare	492075.00	151876.00	226292.00	75938.00	49207.50	0.00
							Stationary & Printing	244226.00	97690.40	73267.80	48845.20	24422.60	0.00
							Fee Payment to Poor Students	84250.00	31000.00	30000.00	15500.00	8425.00	0.00
							Telephone & Mobile Expenses	163803.00	58221.20	44415.90	34110.60	16380.30	0.00
							Transportation Expenses	217300.00	86920.00	65190.00	43460.00	21730.00	0.00
							Traveling Expenses	200170.00	80058.00	60051.00	40034.00	20017.00	0.00
							Uniform Expenses	24461.50	13978.00	0.00	6886.00	2446.15	0.00
							Vehicle Maintenance	180766.50	84087.20	33013.60	42043.60	18076.65	0.00
							<b>FIXED ASSETS</b>		6319295.00	2527718.00	1895788.50	1263859.00	631929.50
							(As per Schedule "C")						
							<b>DEPOSITS</b>		1330708.16	532283.26	399212.45	266141.63	133070.82
							(As per Schedule "D")						
							<b>LOANS/ADVANCES</b>		137352.00	54940.80	41205.60	27470.40	13735.20
							(As per Schedule "E")						
							<b>BRANCH/ DIVISION</b>		607587.60	203035.04	152276.28	101517.52	60758.76
							(As per Schedule "F")						
							Secured Loan	2168043.58	867217.43	650000.00	433000.00	216804.36	0.00
							(As per Schedule "A")						

*R. Singh*

**Principal**  
Department of Education  
Sandipani Academy  
Pendri (Masturi) Bilaspur (C.G.)




						CLOSING BALANCE					
						Cash in Hand	5714.00				
						Bank of India	277742.91				
						IDBI Bank	1291.00	2,84,747.91	113899.16	85424.37	55949.58
											26474.79
<b>Total (Rs.)</b>	<b>31835113.69</b>	<b>22978014.63</b>	<b>6804631.63</b>	<b>1096271.69</b>	<b>276195.84</b>	<b>Total (Rs.)</b>	<b>31835113.69</b>	<b>14520310.96</b>	<b>8388363.47</b>	<b>6426702.18</b>	<b>2499737.09</b>

CERTIFIED That the above is a correct & complete statement of Receipt & Payment of Sandipani Academy, Bilaspur (CG) as on 31st March 2021

As per our report of even date attached For, SUNIL KESWANI & CO Chartered Accountants (FRN 009601C)

Place Raipur  
Dated: 13-12-2021

CORRESPONDENT



(M. K. Keswani)  
Partner  
(MRN. 400980)

*R. Singh*  
**Principal**  
**Department of Education**  
**Sandipani Academy**  
**Pendri (Masturi) Bilaspur (C.G.)**

# *Sandipani Academy*

Bilaspur (C.G.)

## ***Audit Report***

*For the year ended on  
31<sup>st</sup> March 2020*

-Auditors-

**SUNIL KESWANI & CO.**

Chartered Accountants

H.N. 31, Ravi Nagar,

Raja Talab, Raipur (CG)

Ph : ( 0771 ) 4035683, 4073619



**Principal**  
**Department of Education**  
**Sandipani Academy**  
Bilaspur (C.G.)



## INDEPENDENT AUDITOR'S REPORT

To the Members of SANDIPANI ACADEMY, RAIPUR

### OPINION

We have audited the stand alone financial statements of SANDIPANI ACADEMY, UNIT: BILASPUR (CG) which comprise the balance sheet as at March 31<sup>st</sup> 2020, Statement of Income and Expenditure and Receipt and Payment for the year then ended and a summary of significant accounting policies.

In our opinion, the accompanying financial statements give a true and fair view of the financial position of the entity as at March 31<sup>st</sup> 2020, and of its financial performance for the year then ended in accordance with the Accounting Standards issued by the Institute of Chartered Accountants of India (ICAI).

### BASIS FOR OPINION

We had conducted our audit in accordance with the Standards on Auditing (SAs) issued by ICAI. Our responsibilities under those standards are further described in the Auditor's Responsibilities for the Audit of the Financial Statements section of our report. We are independent of the entity in accordance with the Code of Ethics issued by ICAI and we have fulfilled our other ethical responsibilities in accordance with the Code of Ethics. We believe that the audit evidence we have obtained is sufficient and appropriate to provide a basis for our opinion.

### RESPONSIBILITIES OF MANAGEMENT FOR THE STAND ALONE FINANCIAL STATEMENTS

Management is responsible for the preparation of these stand-alone financial statements that give a true and fair view of the financial position, financial performance of the entity in accordance with the accounting principles generally accepted in India. This responsibility includes the design, implementation and maintenance of internal control relevant to the preparation and presentation of the stand-alone financial statements that give a true and fair view and are free from material misstatement, whether due to fraud or error.

In preparing the stand alone financial statements, management is responsible for assessing the entity's ability to continue as a going concern, disclosing, as applicable, matters related to going concern and using the going concern basis of accounting unless management either intends to liquidate the entity or to cease operations, or has no realistic alternative but to do so. Those charged with governance are responsible for overseeing the entity's financial reporting process.

### AUDITOR'S RESPONSIBILITIES FOR THE AUDIT OF THE STAND ALONE FINANCIAL STATEMENTS

Our objectives are to obtain reasonable assurance about whether the stand alone financial statements as a whole are free from material misstatement, whether due to fraud or error, and to issue an auditor's report that includes our opinion. Reasonable assurance is a high level of assurance, but is not a guarantee that an audit conducted in accordance with SAs will always detect a material misstatement when it exists. Misstatements can arise from fraud or error and are considered material if, individually or in the aggregate, they could reasonably be expected to influence the economic decisions of users taken on the basis of these stand-alone financial statements.

### OTHER MATTERS

The accompanying stand alone financial statement are of the Bilaspur Unit of the society. Consolidated financial statement of the society and stand-alone financial statements of each of the educational institutions run by the society are prepared separately.

UDIN: 20400980AAAAABU7594

Raipur, 5<sup>th</sup> November, 2020

**Principal**  
**Department of Education**  
**Sandipani Academy**  
**Pendra (Masturi) Bilaspur (C.G.)**



For, Sunil Keswani & Co.

Chartered Accountants

**M.K. Keswani**

Partner

(MNo: 400980, FRN: 008601C)



**SANDIPANI ACADEMY, BILASPUR**

(RUN BY SANDIPANI ACADEMY, RAIPUR)

**INCOME & EXPENDITURE ACCOUNT  
FOR THE YEAR ENDED ON 31ST MARCH 2020**

Expenditure	Amount (Rs.)						Income	Amount (Rs.)					
		Nursing	Education	ITI	UG				Nursing	Education	ITI	UG	
To Administration Charge	27195 00	10878 00	8158 50	5439 00	2719 50	By B Ed Fees	5637415 16		5637415 16				
To Advertisement & Publicity	184871 00	73948 40	55461 30	36974 20	18487 10	By D.Ed Fees	1205016 00		1205016 00				
To Affiliation Expenses	420047 20	168018 88	126014 16	84009 44	42004 72	By B. Sc. Nursing Fees	17518720 35	17518720 35					
To Annual Function Expenses	644130 00	257652 00	193239 00	128826 00	64413 00	By GNM Fees	4976900 00	4976900 00					
To Bank Charges	14680 50	5872 20	4404 15	2936 10	1468 05	By Hostel Receipt	3125767 96	3125767 96					
To Building Maintenance	1775941 00	710376 40	532782 30	355188 20	177594 10	By ITI Fees	2566710 00				2566710 00		
To B Ed Exp	214822 00		214822 00			By Msc Nursing	1099501 00	1099501 00					
To Computer Maintenance	135125 00	54050 00	40537 50	27025 00	13512 50	By Post Basic Nursing	3258451 00	3258451 00					
To Culture Program Expenses	132625 00	53050 00	39787 50	26525 00	13262 50	By Admission Forms	151802 00	60720 80	45540 60	30360 40	15180 20		
To Educational Exps	1066942 00	427576 80	320682 60	213788 40	106694 20	By Interest Received	171125 00	68450 00	51337 50	34225 00	17112 50		
To Electricity Expenses	492660 00	197064 00	147798 00	98532 00	49266 00	By Seminar and Workshop	56200 00		56200 00				
To Electrical Repairing Expenses	66980 00	26792 00	20094 00	13395 00	6698 00	By Skill Development Programme Rec	316800 00	126720 00	95040 00	63360 00	31680 00		
To Employer Contribution	586384 00	234553 60	175915 20	117276 80	58638 40	By Income by ITI Trainees	35000 00			35000 00			
To Fees Payment to Poor Students	58350 00		10000 00	49350 00		By E-Waste Income	800 00		800 00				
To Exam Exp (Nursing)	1060106 20	1060106 20											
To Fuels Exp	835183 00	334073 20	250554 90	167036 60	83518 30								
To Gardening and Plantation Expenses	88009 00	35203 60	26402 70	17601 80	8800 90								
To Hospital Training Exp.	664422 00	664422 00											
To Hostel Exp	237389 00	237389 00											
To Hostel Mess Exps.	2792830 00	2792830 00											
To Inspection Expenses	94804 05	37921 62	28441 22	18960 81	9480 41								
To Insurance Expenses	423955 00	169582 00	127186 50	84791 00	42395 50								
To Interest on Bank Loan	497747 64	199099 06	149324 29	99549 53	49774 76								
To ITI Project Exp	130904 67			130904 67									
To Laboratory Expenses	136010 00	54404 00	40803 00	27202 00	13601 00								
To Legal Fees & Tax	319219 88	127687 95	95765 96	63843 98	31921 99								
To Misc. Expense	103084 00	41233 60	30925 20	20616 80	10308 40								
To Newspaper & Magazines Exp	39634 00	15853 60	11890 20	7926 80	3963 40								
To Office Expenses	188596 00	75438 40	56578 80	37719 20	18859 60								
To Repairing and Maintenance Expenses	114362 00	45752 80	34314 60	22876 40	11436 20								
To Salary Of Non Teaching Staff	3423469 00	1369387 60	1027040 70	684683 80	342346 90								
To Salary Of Teaching Staff	10733509 00	4293403 60	3220052 70	2146701 80	1073350 90								
To Salary to Visiting Faculty	156450 00	89400 00	0 00	44700 00	22350 00								
To Seminar and Workshop Expenses	111043 00	0 00	111043 00	0 00	0 00								
To Skill Development Program Exp	69771 10	39869 20	0 00	19934 60	6977 30								
To Staff Welfare	355287 97	81240 40	213117 27	40620 20	35528 79								
To Stationary & Printing	101104 00	40441 60	30331 20	20220 80	10110 40								
To Telephone & Mobile Expenses	59672 00	23868 80	17901 60	11934 40	5967 20								
To Transportation Exp	147805 00	59122 00	44341 50	29561 00	14780 50								
To Travelling Exps.	293511 00	117404 40	88053 30	58702 20	29351 10								
To Uniform Exps	757979 60	433131 20	0 00	216565 60	75797 96								
To Vehicle Maintenance	441606 33	72797 20	314211 23	36398 60	44160 63								
To Expenses for Repairing of Equipments	11985 00			11985 00									
To Payment to ITI Trainees	36245 00			36245 00									
To Depreciation	5191595 00	2076638 00	1557478 50	1038319 00	519159 50								
To Net Surplus (Being excess of income over expenditure carried to balance sheet)	4679146 33	13427697 80	-2274105 32	-3525222 32	-2949223 83								
<b>Total (Rs.)</b>	<b>40120208.47</b>	<b>30235231.11</b>	<b>7091349.26</b>	<b>2729655.40</b>	<b>63972.70</b>	<b>Total (Rs.)</b>	<b>40120208.47</b>	<b>30235231.11</b>	<b>7091349.26</b>	<b>2729655.40</b>	<b>63972.70</b>		

CERTIFIED: That the above is a correct & complete statement of Income & Expenditure of Sandipani Academy, Bilaspur (CG) as on 31st March 2020

Place Raipur  
Dated 05-11-2020

CORRESPONDENT

*R. Singh*  
**Principal**  
**Department of Education**  
**Sandipani Academy**  
**Pendra (Masturi) Bilaspur (C.G.)**



As per our report of even date attached  
For: SUNIL KESWANI & CO  
Chartered Accountants

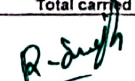
*[Signature]*  
Partner  
(FRN: 008601C MFRN: 400980)


**SANDIPANI ACADEMY, BILASPUR**

(RUN BY SANDIPANI ACADEMY, RAIPUR)

**RECEIPT & PAYMENT ACCOUNT  
FOR THE YEAR ENDED ON 31ST MARCH 2020**

Receipts	Amount	Amount (Rs.)	Nursing	Education	ITI	UG	Payments	Amount	Amount (Rs.)	Nursing	Education	ITI	UG
<b>OPENING BALANCE</b>							<b>GENERAL FUND</b>						
-Cash in Hand	360243.00						Administration Charge	27195.00	10878.00	8158.50	5439.00	2719.50	
-Bank of India	171119.99						Advertisement & Publicity	184871.00	73948.40	55451.30	36974.20	18487.10	
-IDBI Bank	2256861.17						Affiliation Expenses	420047.20	168018.88	126014.16	84009.44	42004.72	
-UCO Bank	0.00	2788224.16	1115289.66	836467.25	557644.83	278822.42	Annual Function Expenses	644130.00	257852.00	193239.00	128826.00	64413.00	
<b>GENERAL FUND</b>							Bank Charges	14680.50	5872.20	4404.15	2936.10	1468.05	
B Ed Fees	5637415.16						Building Maintenance	1775941.00	710376.40	532782.30	355188.20	177594.10	
D.Ed Fees	1205016.00						B Ed Exp	214822.00		214822.00			
B. Sc. Nursing Fees	17518720.35		17518720.35				Computer Maintenance	135125.00	54050.00	40537.50	27025.00	13512.50	
GNM Fees	4976900.00		4976900.00	5637415.16			Culture Program Expenses	132625.00	53050.00	39787.50	26525.00	13262.50	
Hostel Receipt	3125767.96		3125767.96	1205016.00			Educational Exps	1068942.00	427576.80	320682.60	213788.40	106894.20	
ITI Fees	2566710.00				2566710.00		Electricity Expenses	492660.00	197064.00	147798.00	98532.00	49266.00	
Msc Nursing	1099501.00		1099501.00				Electrical Repairing Expenses	66980.00	26792.00	20094.00	13396.00	6698.00	
Post Basic Nursing	3258451.00		3258451.00				Employer Contribution	586384.00	234553.60	175915.20	112776.80	58638.40	
Admission Forms	151802.00			45540.60	30360.40	15180.20	Fees Payment to Poor Students	59350.00		10000.00	49350.00		
Interest Received	171125.00		68450.00	51337.50	34225.00	17112.50	Exam Exp (Nursing)	1060106.20	1060106.20				
Seminar and Workshop	56200.00			56200.00			Fuels Exp	835183.00	334073.20	250554.90	167036.60	83518.30	
Skill Development Programme Rec.	316800.00		126720.00	95040.00	63360.00	31680.00	Gardening and Plantation Expenses	88009.00	35203.60	26402.70	17601.80	8800.90	
Income by ITI Trainees	35000.00				35000.00		Hospital Training Exp	664422.00	664422.00				
E-Waste Income	800.00			800.00			Hostel Exp.	237389.00	237389.00				
<b>DEPOSITS</b>							Hostel Mess Exps.	2792830.00	2792830.00				
(As per Schedule "D")	1450468.52		580187.41	435140.56	290093.70	145046.85	Inspection Expenses	94804.05	37921.62	28441.22	18960.81	9480.41	
<b>LOANS/ADVANCES</b>							Insurance Expenses	423955.00	169582.00	127186.50	84791.00	42395.50	
(As per Schedule "E")	929270.00		371708.00	278781.00	185854.00	929270.00	Interest on Bank Loan	497747.64	199099.06	149324.29	99549.53	49774.76	
<b>BRANCH / DIVISION</b>							ITI Project Exp.	130904.67			130904.67		
(As per Schedule "F")	419338.30		167735.32	125801.49	83867.66	419338.30	Laboratory Expenses	136010.00	54404.00	40803.00	27202.00	13601.00	
							Legal Fees & Tax	319219.88	127687.95	95765.96	63843.98	31921.99	
							Misc. Expense	103084.00	41233.60	30925.20	20616.80	10308.40	
							Newspaper & Magazines Exp	39634.00	15853.60	11890.20	7926.80	3963.40	
							Office Expenses	188596.00	75438.40	56578.80	37719.20	18859.60	
							Repairing and Maintenance Expenses	114382.00	45752.80	34314.60	22876.40	11438.20	
							Salary Of Non Teaching Staff	3423469.00	1369387.60	1027040.70	684693.80	342346.90	
							Salary Of Teaching Staff	10733509.00	4293403.60	3220052.70	2146701.80	1073350.90	
							Salary to Visiting Faculty	156450.00	89400.00	0.00	44700.00	22350.00	
							Seminar and Workshop Expenses	111043.00	0.00	111043.00	0.00	0.00	
							Skill Development Program Exp	69771.10	39869.20	0.00	19934.60	6977.10	
							Staff Welfare	355287.97	81240.40	213117.27	40620.20	35528.79	
							Stationary & Printing	101104.00	40441.60	30331.20	20220.80	10110.40	
							Telephone & Mobile Expenses	59672.00	23868.80	17901.60	11934.40	5967.20	
							Transportation Exp.	147805.00	59122.00	44341.50	29561.00	14780.50	
							Travelling Exps.	293511.00	117404.40	88053.30	58702.20	29351.10	
							Uniform Exps.	757979.60	433131.20	0.00	216565.60	75797.96	
							Vehicle Maintenance	441606.33	72797.20	314211.23	36398.60	44160.63	
							Expenses for Repairing of Equipments	11985.00			11985.00		
							Payment to ITI Trainees	36245.00			36245.00		
							<b>FIXED ASSETS</b>						
							(As per Schedule "C")	12865379.00	5146151.60	3859613.70	2573075.80	1286537.90	
							<b>CURRENT LIABILITIES</b>						
							(As Per Schedule "B")	255422.00	102168.80	76626.60	51084.40	25542.20	
							<b>LOAN FUND</b>						
							(As per Schedule "A")	2256420.36	902568.14	676926.11	451284.07	225642.04	
<b>Total carried over to next page ..</b>		45707509.45	32470151.50	8767539.55	3847115.80	622702.80	<b>Total carried over to next page ..</b>	45626688.50	20881783.85	12423142.49	8292003.00	4031759.16	


**Principal**  
**Department of Education**  
**Sandipani Academy**  
**Mandri (Masturi) Bilaspur (C.C.)**



Total brought forward	45707509.45	32470151.50	8767539.55	3847115.60	622702.80	Total brought forward	45626688.50	20881783.85	12421142.49	8292003.00	4031759.16
						CLOSING BALANCE					
						-Cash in Hand	34510.00				
						-Bank of India	46310.95	80,820.95	32328.38	24246.29	16164.19
											8082.10
Total (Rs.)	45707509.45	32470151.50	8767539.55	3847115.60	622702.80	Total (Rs.)	45707509.45	20914112.23	12445388.77	8308167.19	4039841.26

CERTIFIED That the above is a correct & complete statement of Receipt & Payment of Sandipani Academy, Bilaspur (CG) as on 31st March 2020

As per our report of even date attached  
For, SUNIL KESWANI & CO.  
Chartered Accountants  
(FRN: 008601C)



*(Signature)*  
(M.K. Keswani)  
Partner  
(MRN: 400980)

Place: Raipur  
Dated: 05-11-2020

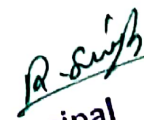
CORRESPONDENT

*R. Singh*  
**Principal**  
**Department of Education**  
**Sandipani Academy**  
**Pendri (Masturi) Bilaspur (C.G.)**

**ANNUAL REPORTS OF PLACEMENT CELL**

Sandipani Academy pendri (masturi), Bilaspur (C.G.) is a Teacher Education college. For progression and support of students there is a **CAREER GUIDANCE/PLACEMENT/ENTERPRENEUR DEVELOPMENT CELL** which organizes Career oriented workshops, free classes for competitive exams, Placement related Skill programs like (Interview skill, Confidence, Time Management, Stage Fear etc.) and invite schools to conduct placement inside campus or contact to schools if any requirements for teaching posts. With this Cell Sandipani Academy Achhoti organized In House Placement on 30/03/2022 and 20/04/2023 in which some candidates selected by invited schools.

- Number of students Participated in Placement :- 30/03/2022
  - Total no. of students – 12
  - No. of Students Selected - 03
  
- Number of students Participated in Placement :- 20/04/2023
  - Total no. of students – 12
  - No. of Students Selected- 03
  1. Number of placed student in session - 2018 - 19 - 15
  2. Number of placed student in session - 2019 - 20 - 25
  3. Number of placed student in session - 2020 - 21 - 11
  4. Number of placed student in session - 2021 - 22 - 24
  5. Number of placed student in session - 2022 - 23 - 16

  
Dr. Rita Singh **Principal**  
Principal Department Of Education  
Sandipani Academy  
Pendri (Masturi), Bilaspur (C.G.)